

Tracer Study Report of Graduate of 2023
Janaprakash Multiple Campus

Submitted to:
University Grants Commission, Nepal
Sanothimi Bhaktapur

Submitted By:
Janaprakash Multiple Campus
Pokhara-29, Bhandardhik
Pokhara, kaski
May, 2025

ACKNOWLEDGEMENT

The tracing study committee could not have undertaken this report without the continuing support of campus management committee, campus administration as well as the EMIS unit of Janaprakash Multiple Campus and the individual who have offered their valuable support during this study.

We would like to express our heartfelt gratitude to Bijaya Raj Bhandari chairman of campus, executives and members of campus management committee for providing opportunity to conduct this tracer study. We would also like thanks to campus chief Rishi Ram Budhathoki and administrative staff of the campus that provide kind support for the study.

We would like to express our thanks to all graduates of Janaprakash Multiple Campus of 2023 who have actively participated and provided information that has made it possible for preparing this report. We are especially thankful to all supporting staff and faculty member, coordinators of QAA, Examination and NEHEP unit of JPMC.

Similarly, we would like special thanks to university grants commission (UGC) Nepal for providing continuing support to prepare this report.

Tracer study team

Arjun Ojha : Coordinator

Binod Raj Poudel : Member

Gopi Raj Adhikari : Member

May 2025

Rishi Ram Budhathoki : Advisor (Campus Chief)

EXECUTIVE SUMMARY

This tracer study report is the prepared through the graduate of Janaprakash Multiple Campus Pokhara - Kaski. The graduates were selected from Janaprakash Multiple Campus who has completed their bachelor's degree in 2023. This report has been divided in to five chapters. The first chapter is introduction. The second one represents the data presentation and analysis. The third chapter shows the major findings. The fourth and fifth chapter draws the implication to institutional reform and conclusion and recommendations. The aim of writing this report was to find out the issues related to the quality and relevance of higher education. The study was also aimed to use the report for the formulation and amendments of its polices and strategic plan as per the needs and expectation of market and the society. In order to get the needed information, both quantitative and qualitative methods were used for data collection and a questionnaire for interviewing were piloted to make sure the right information could be collected. The notice for tracer study was shared using the notice board, e-mail and social media/ face book. Those who couldn't come in contact were contacted through telephone and email. Required information was collected, individual forms were filled through face-to-face interview, telephonic conversation and via mails. All the selected information's were compiled, analyzed and evaluated and the final report was prepared.

The study is organized into five meaningful sections which are (a) Profile of the respondents (b) Academic Status (c) Employment status (d) Further Study status (e) Quality measure towards program and Facilities. The executive summary of tracer study report can be present as:

Profile of the respondent

The total numbers of respondents of this tracing study were 4. Out of them 25 % graduate were male and rest were female. About 75 % graduates were from educationally disadvantage janajati and rest from brahman, chhetri. All of the graduates were between ages of 23 to 26 years. About 75 % of the graduates were from Kaski and rest are from another district like Syanga, Lamjung, Parbat, Baglung, Mygdi etc.

Academic Satus

All of the graduates of 2023 of JPMC were from bachelor level BBS program under management faculty.

Employment status

None of the graduates were employed. Either they are searching job or planning for further study in the nation or abroad.

Further study status

None of the graduates were continuing their further studying.

Quality measure of JPMC towards program and Facilities

Most of the graduates were satisfied with Relevance of program to job requirement, extra-curricular activities, problem solving ability, internship/work placement, teaching learning environment, IT skill, teacher student relationship, library facility, canteen and toilets facilities etc. but some of them were not satisfied with internship/work placement and lab facility.

Conclusion and recommendation

Conclusion

Based on the study following summary and conclusion can be drawn.

Majority of the graduates of 2023 of JPMC were permanent residency of Kaski district. The percentage of higher education of female graduates is higher than male graduates. About 75 % graduates were from educationally disadvantage janajati and rest were from brahman, chhettri and others. All of the graduates used mobile and e-mail. All of the graduates were between ages of 23 to 26 years.

None of the graduates were employed either the lack of opportunities or planning for further study. It seems that students have not seen their future in Nepalese labor market.

Majority of graduates were satisfied with their graduation. Most of graduates were satisfied with quality and services provided by JPMC i.e., extra- curricular activities, problem solving ability, internship / work-placement, teaching learning environment, IT skill, teacher student relationship, library facility, canteen and toilet facility but some of them were unsatisfied with lab facility.

Recommendation

Based on data analysis and findings, following recommendation are made

- The campus should encourage students to study for increment of graduate rate.

- Campus should launch various types of extra courses such as: accounting training, banking courses, research skill development programs to build confidence and competences of graduates.
- Campus should add various academic programs to increase the graduate rate.
- Campus should improve their infrastructure facilities like: drinking water, rest room, lab, library, canteen etc.
- Campus should conduct extra-curricular activities like sports and contests on regular basis.
- The campus should establish council to establish relationship among parent, teacher, and students.
- UGC should revised Tracer Study form/questionnaire to incorporate more information related to unemployed and the studying ones.

TABLE OF CONTENTS

Contents	Page no.
<i>Acknowledgement</i>	<i>i</i>
<i>Executive summary</i>	<i>ii-iv</i>
<i>Table of Contents</i>	<i>v-vi</i>
<i>List of tables</i>	<i>vii</i>
<i>List of figures</i>	<i>viii</i>
Abbreviations	ix
CHAPTER- 1: INTRODUCTION:	1-5
1.1 Background	1
1.2 Objectives of the Study	2
1.3 Institutional Arrangements to Conduct the study	3
1.4 Graduate Batch taken for the Study	3
1.5 Data Collection - Instruments and Approach	4
1.6 Scope and Limitations of the Study	4
CHAPTER-2: DATA PRESENTATION AND ANALYSIS	6-25
2. Data Presentation and analysis	6
2.1 Personal Details of the graduates	6
2.1.1 The Catchment Area	6
2.1.2 Gender of respondents	7
2.1.3 Age of respondents	8
2.1.4 Ethnic Group of respondents	9
2.2 Academic Status of Graduates	10
2.3 Employment Status of the Graduates	11
2.4 Further study situation of the Graduates	12
2.5 Perception of the graduates towards program and facilities provided by college	13-25

CHAPTER-3:	MAJOR FINDINGS	26-27
3. Major Findings		26
CHAPTER-4:	IMPLICATION TO INSTITUTIONAL REFORM	28
4. Implication to Institutional Reform		28
CHAPTER-5:	CONCLUSION AND RECOMMENDATION	29-30
5.1 Conclusion		29
5.2 Recommendations		29
<i>References</i>		
<i>Appendix</i>		
<i>Annex-1:</i>	<i>Tracer Study committee</i>	
<i>Annex-2:</i>	<i>Name List of Graduate</i>	
<i>Annex-3:</i>	<i>List of EDJ and Dalit graduates</i>	
<i>Annex-4:</i>	<i>Transcripts of graduates of 2023</i>	
<i>Annex-5:</i>	<i>Appointments letters of graduates</i>	
<i>Annex-6:</i>	<i>Sample of Questionnaire</i>	

LIST OF TABLES

Table no.	Title	page no.
Table 1:	Permanent Address of Respondents	6
Table 2:	Gender of Respondents	7
Table 3:	Age of Respondents	8
Table 4:	Ethnic group of Respondent	9
Table 5:	Academic Status of Respondents	10
Table 6:	Current Employment Status of the Graduates	12
Table 7:	Status of Further Study	13
Table 8:	Response of the Graduates towards Program and Facilities provided by College	14
Table 9:	Relevance of Program to Job Requirement	15
Table 10:	Extra- Curricular Activities	16
Table 11:	Problem Solving Ability	17
Table 12:	Internship / Work Placement	18
Table 13:	Teaching Learning Environment	19
Table 14:	IT Skill Delivered	20
Table 15:	Teacher Student Relationship	21
Table 16:	Library Facility	22
Table 17:	Lab Facility	23
Table 28:	Canteen/ Toilet etc.	24

LIST OF FIGURES

Figure no.		Page no.
Figure 1:	Permanent Address of Respondents	7
Figure 2:	Gender of Respondents	8
Figure 3:	Age of Respondents	9
Figure 4:	Ethnic group of Respondent	10
Figure 5:	Academic Status of Respondents	11
Figure 6:	Current Employment Status of the Graduates	12
Figure 7:	Status of Further Study	13
Figure 8:	Relevance of Program to Job Requirement	15
Figure 9:	Extra- Curricular Activities	16
Figure 10:	Problem Solving Ability	17
Figure 11:	Internship / Work Placement	18
Figure 12:	Teaching Learning Environment	19
Figure 13:	IT Skill Delivered	20
Figure 14:	Teacher Student Relationship	21
Figure 15:	Library Facility	22
Figure 16:	Lab Facility	23
Figure 17:	Canteen/ Toilet etc.	24

ABBREVIATIONS

E	:	Employed
U	:	Unemployed
S	:	Studying
JPMC	:	Janaprakash Multiple Campus
UGC	:	University Grants Commission
TU	:	Tribhuvan University
EMIS	:	Education Management Information System
SSR	:	Self Study Report
EDJ	:	Educationally Disadvantage
D	:	Dalit
INGO:		International Non-Government Organization
IT	:	Information Technology
NGO	:	Non-Government Organization
%	:	Percentage
M	:	Male
F	:	Female
QAA	:	Quality Assurance Accreditation
NEHEP:		Nurturing Excellence in Higher Education Program

CHAPTER: ONE

INTRODUCTION

1. Background

1.1 Background of higher education

Education is the act or process of imparting or acquiring general knowledge, developing the powers of reasoning and judgment, and generally of preparing oneself or others intellectually for mature life. It shapes the life of people. It is generally perceived as one of the most well-developed services that make people more conscious and rationale. It is an important indication of national development because development is possible only when the nation can produce skilled human resources and academic scholars. Development histories of Japan and Singapore have already proved that development is possible with human resource in the absence of other natural resources like minerals and oil (Tracer study, JPMC 2019).

Nepal has been adopted concept of multi-university system since 1990 to achieve broader national development goals and has focusing on higher education in recent years. Before 1990 A.D., only two universities were in existence, namely: Tribhuvan University (established in 1959) and Mahendra Sanskrit University (established in 1985). After the restoration of democracy in 1990 A.D. and Federal Democratic Republic Nepal in 2008 A.D., the number of universities in Nepal has been increased. All together 20 universities and 6 autonomous institutions have been delivering various academic and technical programs along with the help of various constituent campuses and affiliated (public and private) colleges at different parts of the country. However, Tribhuvan University, Pokhara University, Purbanchal University, Agriculture and Forest university, Open university etc. are major universities of Nepal. The above-mentioned scenarios proved that tremendous expansion has been taking place in Nepal to deliver higher education during the last two and half decades.

The expansion of higher education institutions (universities, autonomous institutions and affiliated colleges/campuses has been producing the increasing number of graduates in one hand, and educated unemployed rate has been growing in the country and the rate of brain drain is in increasing trend in another hand. This raises a question that whether the current structure and

pattern of higher educational development could serve the community and nation. However, looking at the remittance of the country studied can be conducted to explore relationship between higher education and foreign employment.

1.2 Background of Janaprakash Multiple Campus (JPMC)

Janaprakash Multiple Campus (JPMC) is a non-profitable community campus. It was established on 26th Shrawan 2062 B.S. (10th August, 2005 A.D.) as the assembly of local academicians, intellectual personalities and social workers longed to provide higher education to the students of mid and eastern part of Kaski, Syanga and western part of Tanahun and Lamjung. This college began its academic activities from 20th Bhadra 2062 after getting affiliation to run Management Faculty from Tribhuvan University executive council.

It was formally affiliated by TU to run BBS program on 26th Shrawan 2062. Since then, it has been running BBS stream and providing quality education with affordable fees. Campus has planned to run BTTM/BHM and MBS in near future and preparing documents and constructing infrastructure. Campus has its own land and building, facility of library, computer lab, well-furnished classrooms, drinking water, playground etc. It is accessible to all people due to its location connected to Prithivi High way. It has been providing education with the slogan of “Quality Education for All” and has been ranked as a best community campus in this area. It is in the process of getting QAA certification from University Grant Commission (UGC) and has completed the pre visit on 3rd to 5th August 2022 through PRT team formed by UGC and submitted updated SSR for final PRT on 12th January 2025.

JPMC has established various subcommittee like IQAC (Internal Quality Assurance Cell), QAA, NEHEP, EMIS (education management information system), JPRC (Janaprakash Research Committee), SSR (self-study report), Internal Exam Committee, Extracurricular activities etc. It provides quality education through well and experienced lecturers. Besides teaching JPMC has conduct regular extracurricular actives like sports, mini research, industrial tour, community outreach program, motivating trainings or interaction programs.

1.2 Objectives of the Study

The overall objectives of the study are to obtain a better understanding about the current situation and employment status of the graduates as well as to identify the issues related to employment

experiences, expectations and aspiration of graduates after getting graduation. One of its aims is also to find out the issues related to the quality and the relevance of higher education. The study has also aimed at using the study report for the formulation and amendments of its policies and strategic plan as per the needs and expectation of market and the graduates. Thus, the study will explore the following:

- Investigate the status of employment and further study of the graduates of 2023.
- Diagnose the problem related to quality and relevance of program.
- Evaluate the contribution of program for personal and professional development of graduates.
- Measure the level of teacher/student relationship with teaching/learning.
- Find out the perceptions of graduates towards program, service and facilities provided by the JPMC.

1.3 Institutional Arrangements to conduct Study

This tracer study is designed and conducted by Tracer Study Team of JPMC and outsourcing the expert groups from different universities, campuses and institutions as per necessary. The institutional data was collected by mobilizing the internal staffs and member of tracer committee at JPMC, using personal meeting, e-mail, social media and telephone call etc. EMIS unit, Examination Committee and all of the related departments had also facilitated the whole data collection activities by providing the contract information of graduates. Moreover, campus has provided sufficient time to the staff who is involved in data collection and analysis for the study.

Besides the above-mentioned quantitative data, qualitative data was also collected from employers, teachers and members of tracer team of JPMC at institution level. Similarly, data collection team has consulted with the employer and try to collect appointment letters and identity cards as per the need to make qualitative information from the respondents.

1.4 Graduate Batch Taken for the Study

Janaprakash Multiple Campus is running their academic programs under the affiliation of Tribhuvan University since 2062 and altogether sixteen batches have been graduated from this campus but the campus has been completed the seven-tracing study report about the graduates of 2016 to 2022 up to 2024. Now, in 2025, the eighth tracer report is going to prepare the graduates

of 2023 who have been duly completed their bachelor's degree from this campus. Altogether 7 students have been completed their bachelor's degree in 2023 including the partial involvement in final examination held by Tribhuvan University.

1.5 Data Collection-Instruments and Approach

The study has focused on the quality of higher education service provided to the students and the condition under which the graduates have been employed and its role in job-seeking, and how their areas of work are related to the programs offered by the college. In addition, the study is expected to help identify which programs are still relevant to current market demands and the findings of the study are to analyze the strengths and weaknesses of the college/campus programs, and the relationships between education/ training and labor market needs. Hence, the methodology for this study is driven by the above issues and it is supposed to promote better understanding of the graduates' employability. In order to get the needed information, both quantitative and qualitative methods were employed for data collection and a set of questionnaires for interviewing was piloted to make sure the right information could be collected.

The Tracer Study Team collect the graduate list of 2023 from administration. The notice for tracer study was shared using the college notice board, social media/ Face Book and E-mail from internet. Those who couldn't come in contact were contacted through telephone, e-mail and social media. Required information were collected; individual forms were filled through face-to-face interview, telephonic conversation and via mails. All the selected information was compiled, analyzed and evaluated by using necessary software like MS word, Excel, SPSS and so on and the final report was prepared.

1.6 Scope and Limitations of the Study

This tracer study covered bachelor level programs BBS and only about 7 graduates from total graduated from JPMC in 2023. The pass out students or only graduated students are considered as population of the study, who were graduated in 2023. This tracer study has following limitations

- This tracer study was conducted to the graduates of 2023 of JPMC only.
- The study was conducted within a short period of time frame and limited budget.
- Beside face-to-face interview, social media, email and telephone contact/conversation were the key tools of data collection.

- Analysis is based upon the questionnaire provided by the UGC Nepal, so other factor such as income level, social economic factors; perception of graduates for further study is not the considered in the study.

CHAPTER: TWO

DATA PRESENTATION AND ANALYSIS

2. Data Presentation and analysis

2.1 Personal Details of the graduates

Janaprakash Multiple Campus (JPMC) has taken the graduates of 2023 for this Tracer Study. This Tracer Study is carried upon the graduates of bachelor degree of Janaprakash Multiple Campus from the faculty of Management. The total numbers of graduates of 2023 were 7 but only 4 graduates were taken for this study. The personal detail of graduates was studied in different character i.e., catchment area, gender, age and ethnic group. The Character wise information was presented in following tables and diagrams.

2.1.1 The Catchment Area

Janaprakash Multiple Campus is located in Mid and Eastern part of Kaski district. The campus is providing higher education to the students surrounding this region. It also provides higher education to the students of other districts like Tanahun, Syanga, Lamjung, Parbat, Baglung, Mygdi and other districts. The detail of permanent address of graduates during study period can be present in following table and figure.

Table 1

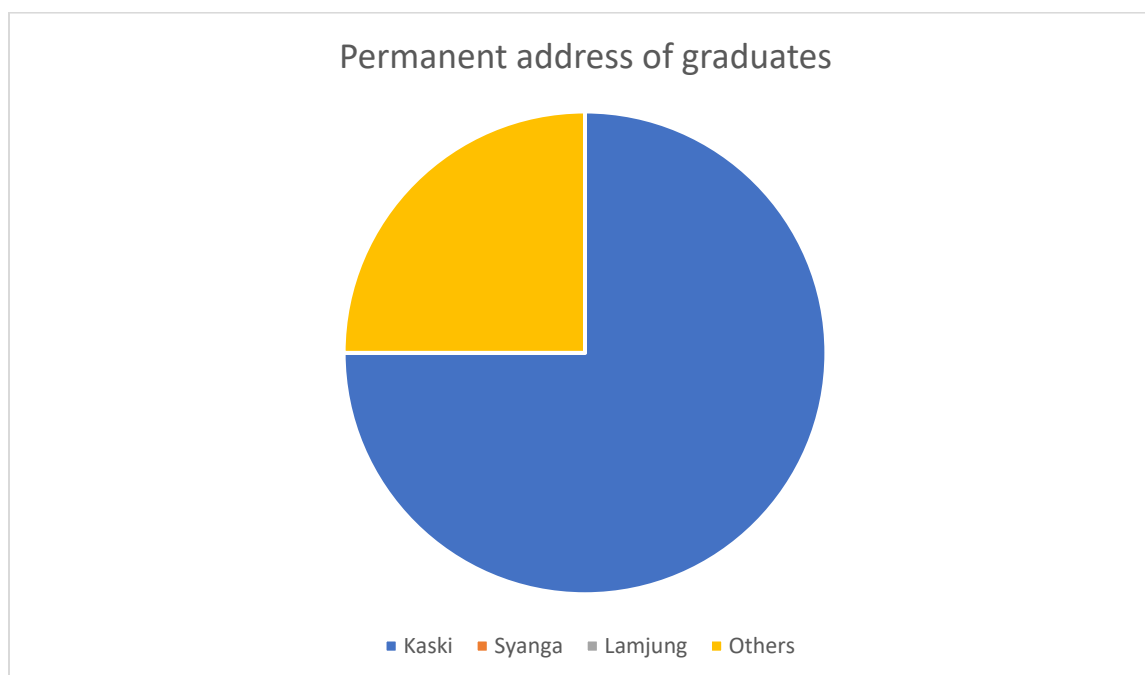
Permanent Address of Respondent

District	Frequency	Percent
Kaski	3	75.0
Syanga	-	-
Lamjung	-	-
Others	1	25.0
Total	4	100.0

Source: Tracer Study Survey, 2025

Figure 1

Permanent Address of Respondent



The permanent address of graduates of JPMC of 2023 was 75 percent from Kaski and 25 percent from other districts i.e., Baglung. It seems that the ratio of graduates of Kaski district is high than and another district.

2.1.2 Gender of Respondent

Gender wise detail of graduates of JPMC of 2023 were presented in following table and figure.

Table 2

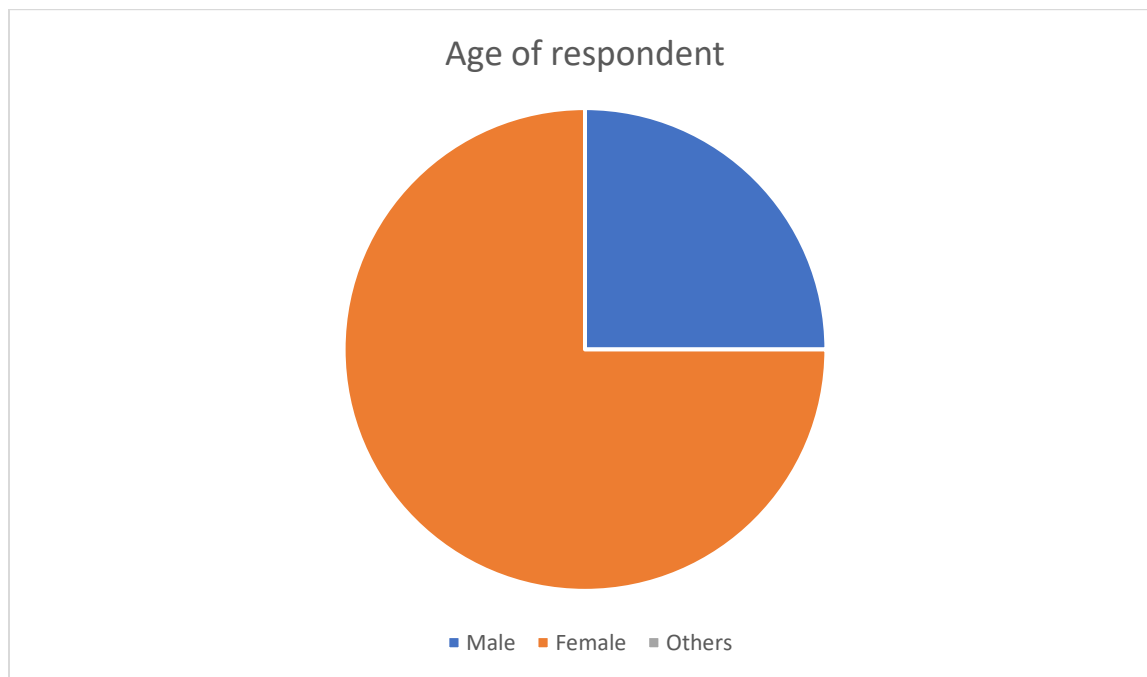
Gender of Respondent

Gender		Frequency	Percent
	Male	1	25.0
	Female	3	75.0
	Others	0	0
	Total	4	100.0

Source: Tracer Study Survey, 2025

Figure 2

Gender of Respondent



The above table and figure show that 25 % of graduate were male and 75 % of the graduates were female. Which shows that the % of female graduates were higher than male in 2023.

2.1.3 Age of Respondent

Age wise details of graduates of JPMC of 2023 were presented in following table and figure.

Table 3

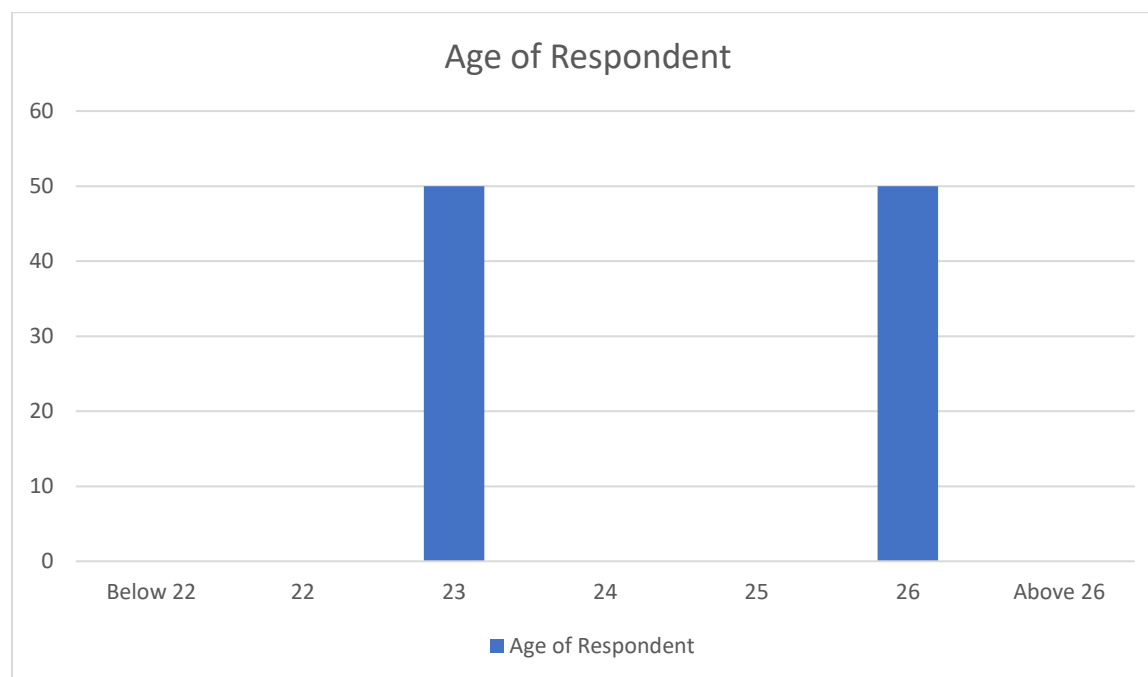
Age of Respondents

Age		Frequency	Percent
Below 22			
22		0	0
23		2	50.0
24		0	0
25		0	0
26		2	50.0
Above 26		0	0
Total		4	100.0

Source: Tracer Study Survey 2025

Figure 3

Age of Respondents



The above table and figure show that all of graduation were between 23 years to 26 years. The detail of age of graduates were 50 percentage of 23 years and 50 percent of 26 years.

2.1.4 Ethnic group of Respondent

Ethnic group wise details of graduates of 2023 were presented in following table and figures.

Table 4

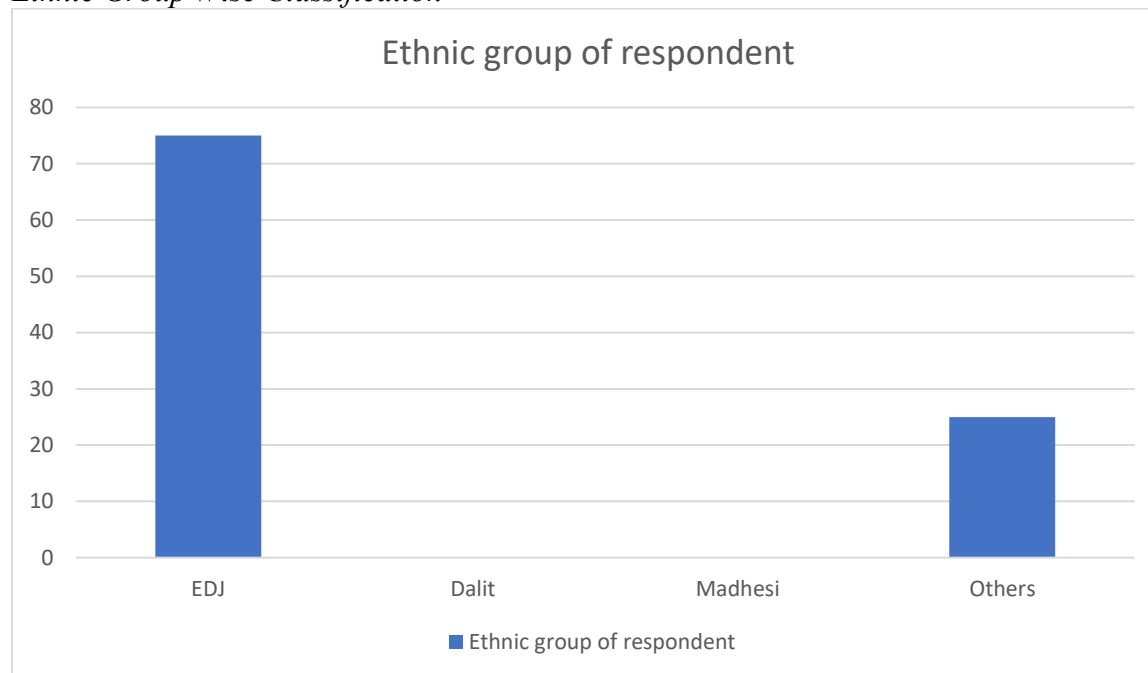
Ethnic Group of Respondent

Ethnic Group		Frequency	Percent
	Edj	3	75.0
	Dalit	0	0
	Madhesi	0	0
	Others	1	25.0
	Total	4	100.0

Source: Tracer Study Survey 2025

Figure 4

Ethnic Group Wise Classification



The above table and figure show that 75 % of the graduates were found from Educationally disadvantage group (EDJ) and 25 % were from Brahmin, Chettri and Others.

2.2 Academic Status of Graduates

Janaprakash multiple campus is offering only BBS program under faculty of management. The academic details of graduates of JPMC in 2023 were presented in following table and figure.

Table 5

Academic Status of Graduates

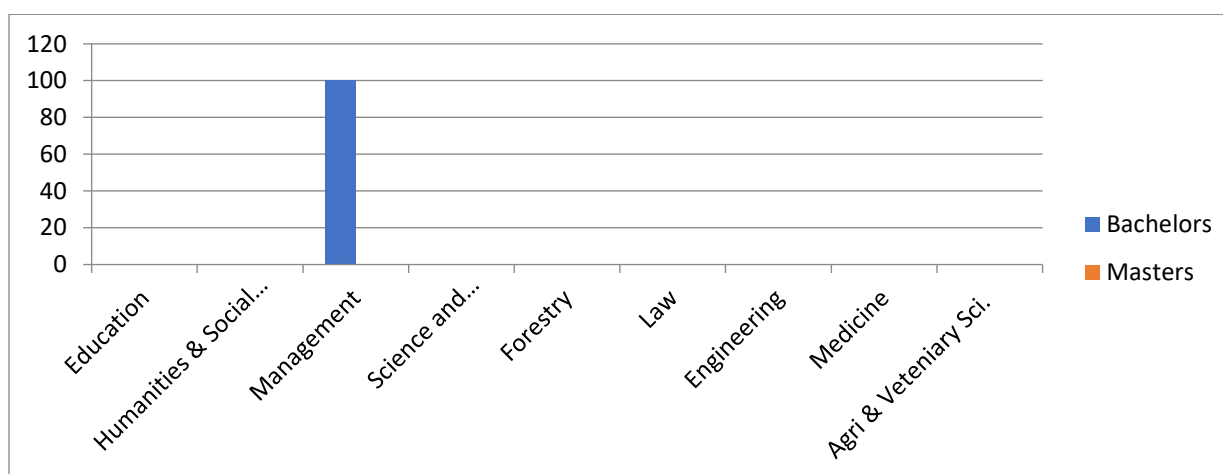
Level Program	Bachelors		Masters		Total
	Frequency	Percentage	Frequency	Percentage	
Education	-	-	-	-	-
Humanities & Social science	-	-	-	-	-
Management	4	100	-	-	4
Science & Technology	-	-	-	-	-

Forestry	-	-	-	-	-
Law	-	-	-	-	-
Engineering	-	-	-	-	-
Medicine	-	-	-	-	-
Agri & Veterinary Sci.	-	-	-	-	-
Total	4	100	-	-	4

Source: Tracer Study Survey 2025

Figure 5

Academic Status of Graduates



The above table and figure show that 100% of the graduates were from bachelor level under management faculty.

2.3 Employment Status of the Graduates

This section presents the employment status related information of graduates of JPMC of 2023 A.D. Current employment status; types of the organization and nature of the job can be present as:

2.3.1 Current Employment Status

Employment status of traced graduates of 2023 of Janaprakash Multiple Campus can be present in following table and figure.

Table 6*Current Employment Status of Graduates*

Employment Status		Frequency	Percent
	Service in the organization	0	0
	Self Employed	0	0
	Unemployed	4	100.0
	Total	4	100.0

Source: Tracer Study Survey, 2025

Figure 6*Current Employment Status of Graduates*

The above table and figure show that 100 % of graduate were unemployed and seeking for job or continuing their further study.

2.4 Further study situation of the Graduates

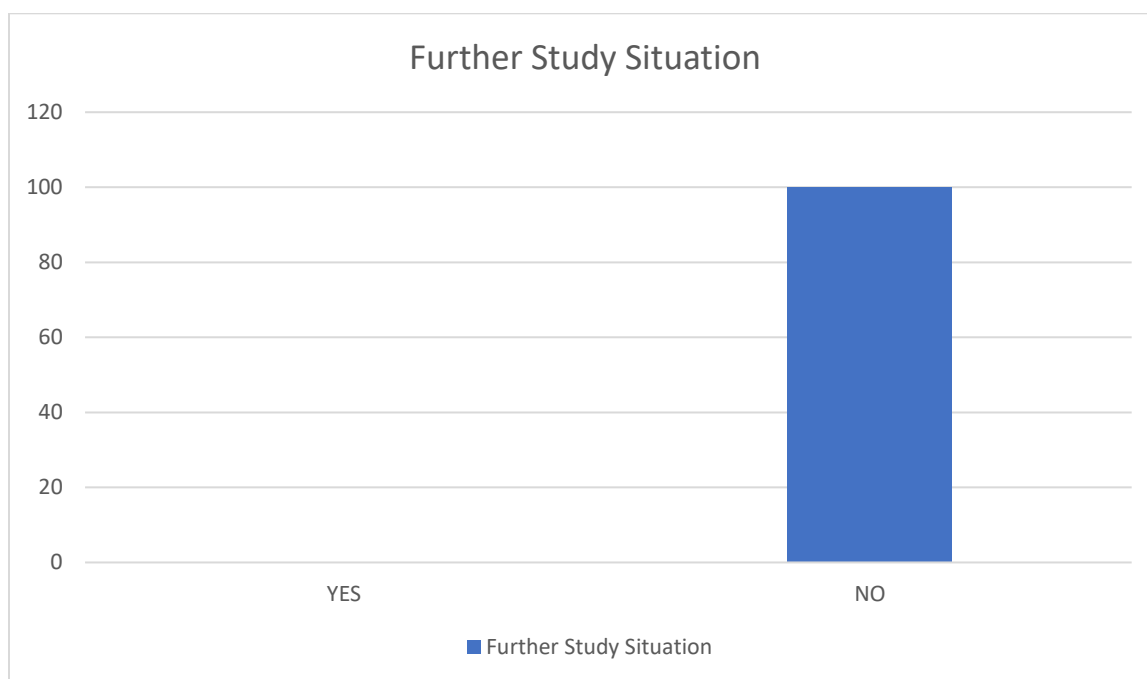
This section presents the further study related information of graduates of JPMC of 2023 A.D. The following table and figure show the status of further study of graduates.

2.4.1 Status of further study

The further study status of graduates of JPMC of 2023 is presented in following table and figure.

Table 7*Status of further study*

Status	Frequency	Percent
No	4	100.0
Yes	0	0
Total	4	100.0

*Source: Tracer Study Survey, 2025***Figure 7***Status of further study*

The above table and figure show that none of the graduates have continuing their further study. All of the graduates were searching for other opportunities or planning for abroad study.

2.5 Perception of the graduates towards program and facilities provided by college

This section shows the perception of graduate towards facilities provided by college during college life and their working area. The table 8 show the perception of graduate towards program and facilities provided by college during college life and after graduation.

Table 8*Response of the graduates towards program and facilities provided by college*

Facilities	Frequency						Total
	Very Weak (0)	Weak (1)	Neutral (2)	Good (3)	Better (4)	Excellent (5)	
Relevance of program to job requirement				1	3		4
Extracurricular activities				1	3		4
Problem solving ability				1	3		4
Internship / Work placement			1		3		4
Teaching/Learning environment					1	3	4
IT Skill				1	2	1	4
Teacher student relationship					1	3	4
Library facility				1	1	2	4
Lab facility			1	2	1		4
Canteen/Toilet etc.				2	1	1	4

*Source: Tracer Study Survey 2025***2.5.1 Relevance of program to job requirement**

The graduates were asked about the relevance of the program to meet their professional requirements. All of the traced graduates are satisfied with their graduation. The perception of

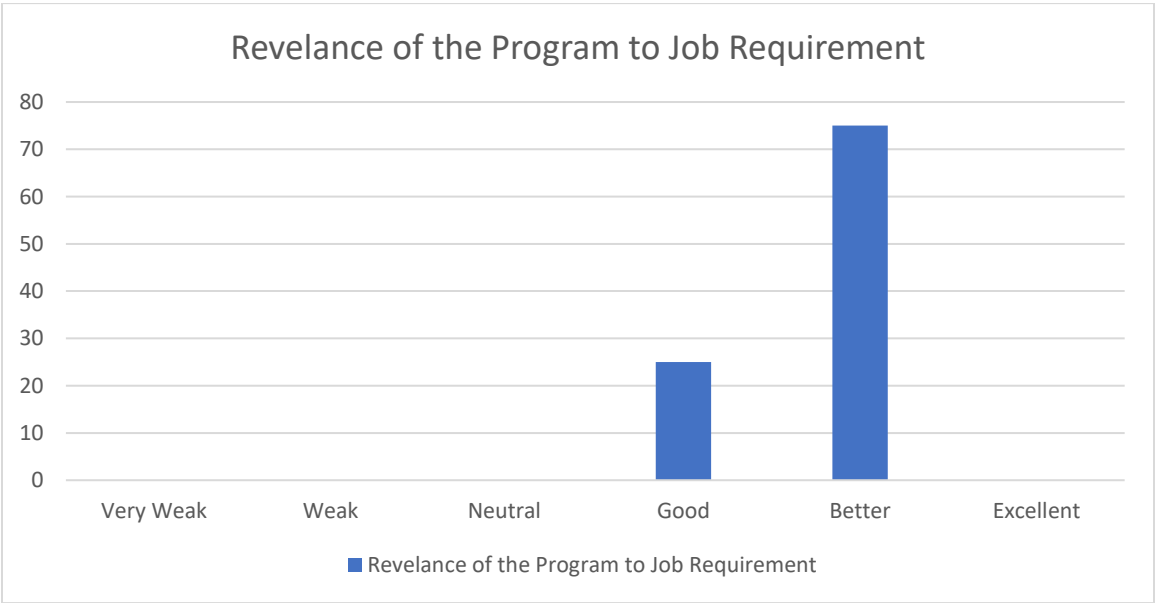
graduates’ relevance of program to job requirement are 25 % good and 75 % better. The Relevance of program to job requirement is presented in following table and figure.

Table 9
Relevance of the Program to Job Requirements

Response		Frequency	Percent
	Very Weak	-	-
	Weak	-	-
	Neutral	-	-
	Good	1	25.0
	Better	3	75.0
	Excellent	-	-
	Total	4	100.0

Source: Tracer Study Survey, 2025

Figure 8
Relevance of the Program to Job Requirement



2.5.2 Extracurricular activities

The graduates were also asked about the strengths and weakness of extra- curricular activities conducted by the institution apart from its educational program. 100 % of the traced graduates are satisfied with extra- curricular activities. The detail response of graduates towards extra- curricular activities are 25 % good and 75 % better which can be present in following table and figure.

Table 10

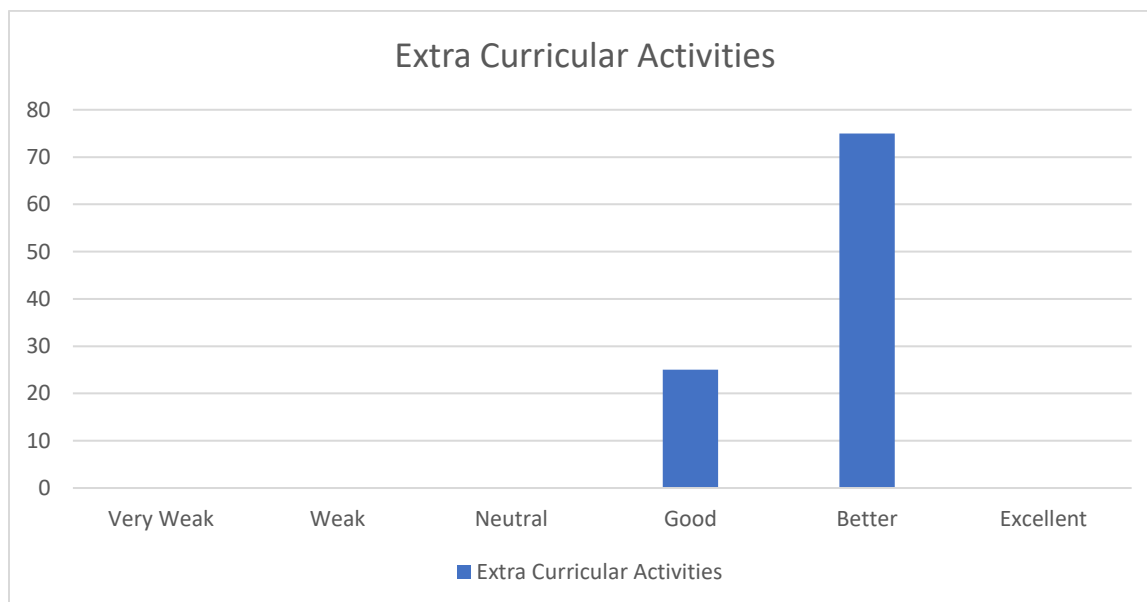
Extracurricular Activities

Response		Frequency	Percent
	Very Weak	-	-
	Weak	-	-
	Neutral	-	-
	Good	1	25.0
	Better	3	75.0
	Excellent	-	-
	Total	4	100.0

Source: Tracer Study Survey, 2025

Figure 9

Extracurricular Activities



2.5.3 Problem solving ability

The study also attempted to find out the views of graduates regarding their study experiences at JPMC and its support to their employment as well as their expectation and aspirations. It also asked them about strength and weakness of the institution regarding the development of the problem-solving skill. 100 % of the graduates are satisfied with problem solving ability. The detail response of graduates toward problem solving ability is 25 % of good and 75 % of better which can be present in following table and figure.

Table 11

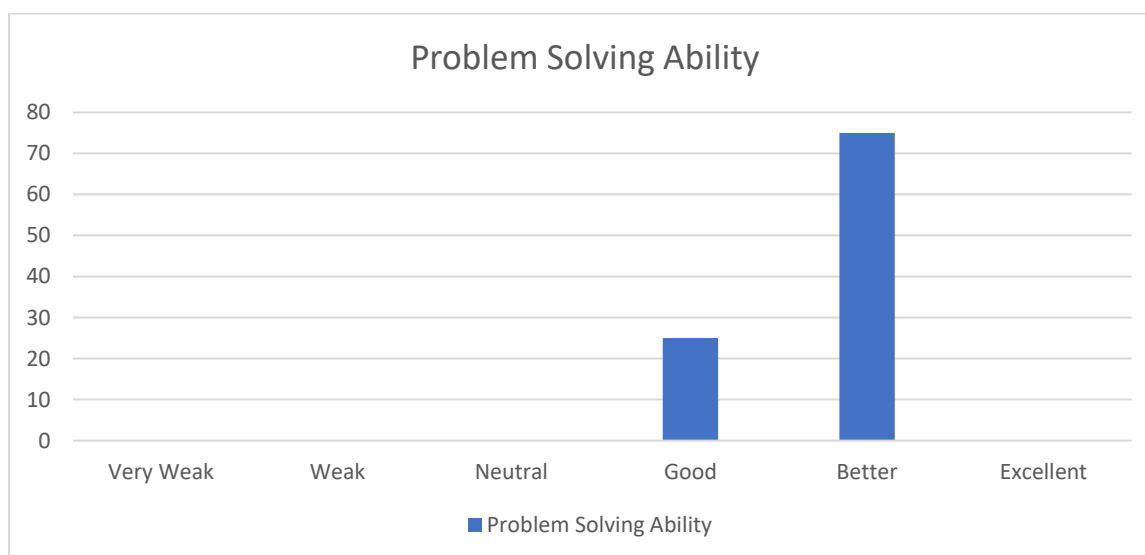
Problem Solving Ability

Response		Frequency	Percent
	Very Weak	-	-
	Weak	-	-
	Neutral	-	-
	Good	1	25.0
	Better	3	75.0
	Excellent	-	-
	Total	4	100.0

Source: Tracer Study Survey, 2025

Figure 10

Problem Solving Ability



2.5.4 Internship / Work placement

The graduates were also asked about the strengths and weaknesses of the institution in terms its effectiveness on their internship / work placement during and after the completion of the program. Majority of traced graduates are satisfied with internship / work placement. The detail response of graduates is 25 % of neutral and 75 % of better. The response of graduates towards internship / work placement is present in following table and figure.

Table 12

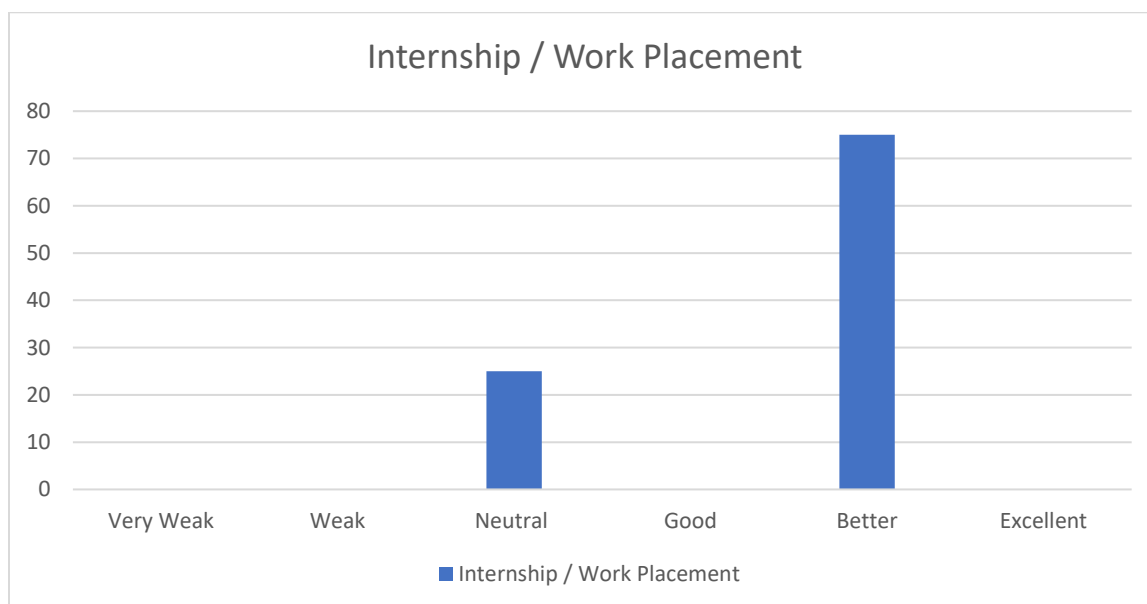
Internship / Work placement

Response	Frequency	Percent
Very Weak	-	-
Weak	-	-
Neutral	1	25.0
Good	-	-
Better	3	75.0
Excellent	-	-
Total	4	100.0

Source: Tracer Study Survey, 2025

Figure 11

Internship / Work placement



2.4.5 Teaching learning environment

The graduates were also asked about the strengths and weaknesses of the institution in terms of teaching learning environment. 75 % of the respondent replied that it was excellent and 25 % said better. It seems that most of the graduates are satisfied with teaching learning environment. The response of graduates towards teaching learning environment can be present in following table and figure.

Table 13

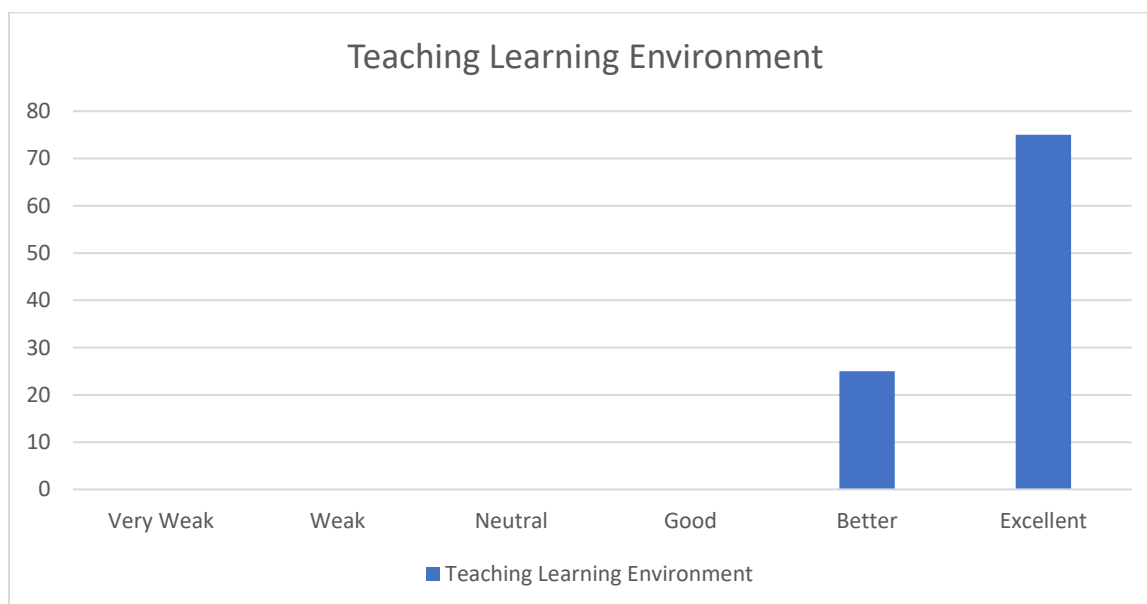
Teaching Learning Environment

Response	Frequency	Percent
Very Weak	-	-
Weak	-	-
Neutral	-	-
Good	-	-
Better	1	25.0
Excellent	3	75.0
Total	4	100.0

Source: Tracer Study Survey, 2025

Figure 12

Teaching Learning Environment



2.5.6 IT Skill

The graduates were also asked about the strengths and weakness of the IT skill offered by JPMC. The response of graduates towards IT skill is respectively 25 % good, 50 % better and 25 % excellent. It seems that most of the graduates are satisfied with IT skill delivered. The response of graduates towards IT skill delivered can be present in following table.

Table 14

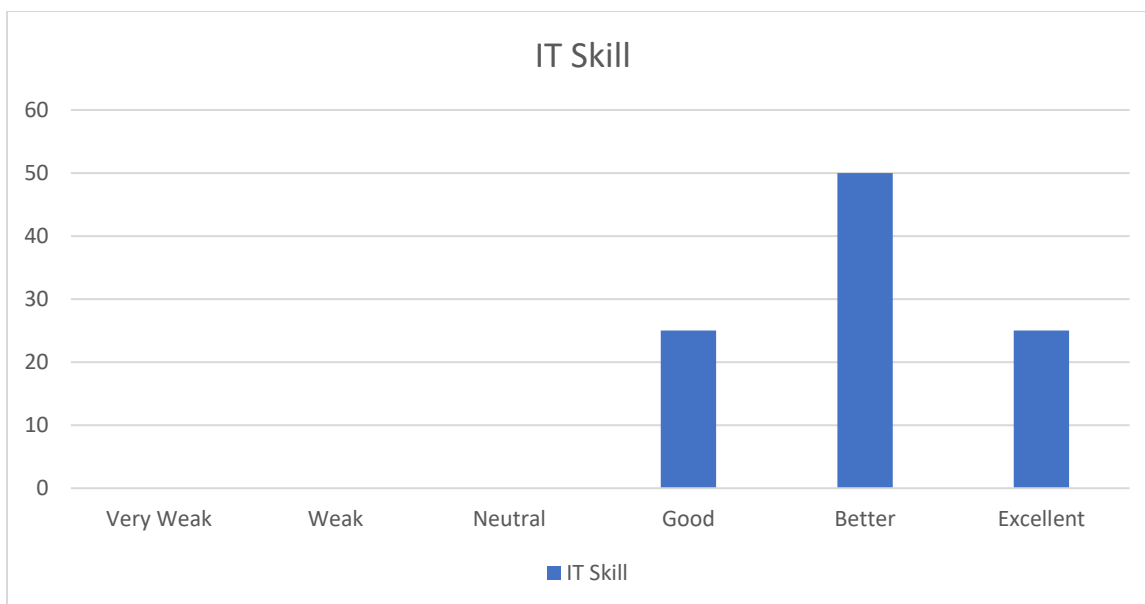
IT Skill

Response		Frequency	Percent
	Very Weak	-	-
	Weak	-	-
	Neutral	-	-
	Good	1	25.0
	Better	2	50.0
	Excellent	1	25.0
	Total	4	100.0

Source: Tracer Study Survey, 2025

Figure 13

IT skill



2.5.7 Teacher student relationship

The study also attempted to find out the views of graduates regarding their study experiences at JPMC and the strength and weakness in terms of teacher student relationship. 75% of the respondents replied excellent and 25 % of the respondents replied better. This seems that teacher student relationship in JPMC is very good. The response of graduates towards teacher student relationship can be present in following table and figure.

Table 15

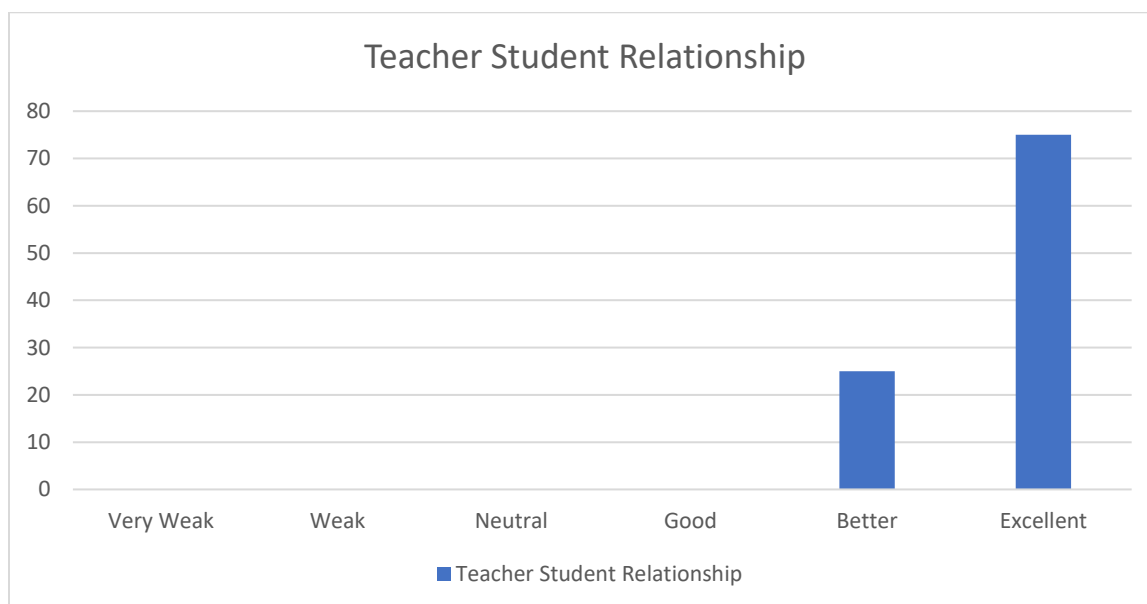
Teacher Student Relationship

Response	Frequency	Percent
Very Week	-	-
Weak	-	-
Neutral	-	-
Good	-	-
Better	1	25.0
Excellent	3	75.0
Total	4	100.0

Source: Tracer Study Survey, 2025

Figure 14

Teacher Student Relationship



2.4.8 Library facility

The graduates were also asked about the strengths and weakness of the institution in terms of its library facility. 25 % of the respondent replied good, 25 % replied better and 50 % replied excellent. The detailed regarding the strengths and weakness of the institution in term of its library facility is presented in following table and figure.

Table 16

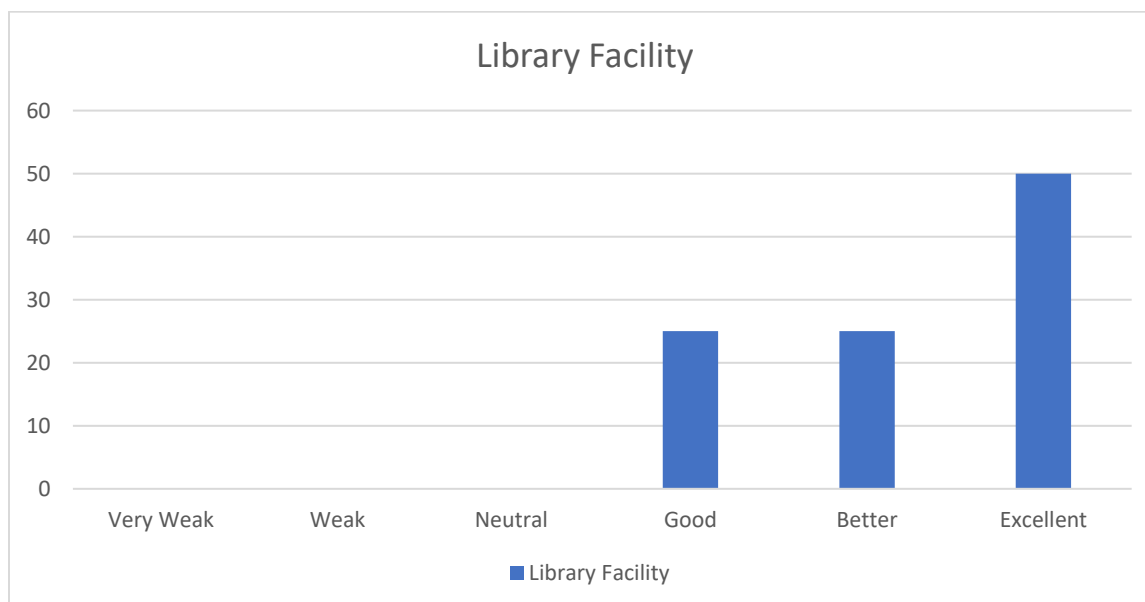
Library Facility

Response		Frequency	Percent
	Very Week	-	-
	Weak	-	-
	Neutral	-	-
	Good	1	25.0
	Better	1	25.0
	Excellent	2	50.0
	Total	4	100.0

Source: Tracer Study Survey, 2025

Figure 15

Library Facility



2.5.9 Lab Facility

The graduates were also asked about the strengths and weakness of the institution in terms of its lab facility. The response of graduates towards lab facility is 25 % neutral, 50 % good, 25 % better. It seems that the minority of graduates are not satisfied with lab facility. The detail regarding the strengths and weakness of the institution in term of its lab facility is expressed in following table and figure.

Table 17

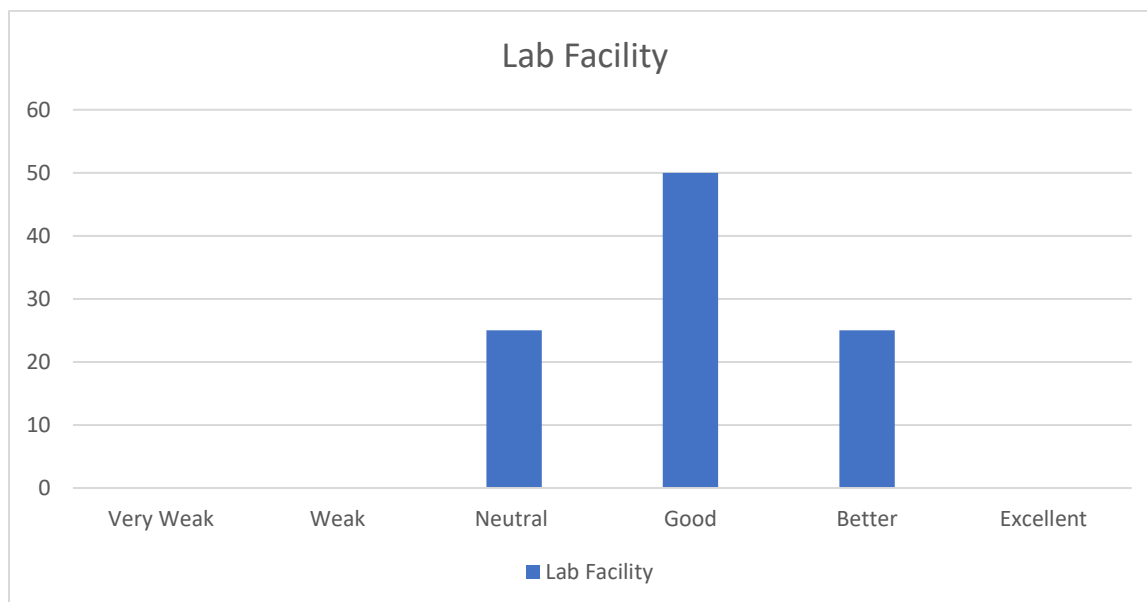
Lab Facility

Response		Frequency	Percent
	Very Weak	-	-
	Weak	-	-
	Neutral	1	25.0
	Good	2	50.0
	Better	1	25.0
	Excellent	-	-
	Total	4	100.0

Source: Tracer Study Survey, 2025

Figure 16

Lab Facility



2.5.10 Canteen /Toilet facilities etc.

The graduates were also asked about the strengths and weakness of the institution in term of canteen and toilet facilities etc. 50 % of the respondent replied good, 25 % replied better and 25 % replied excellent. It seems that students are satisfied with canteen and toilet facilities etc. The detail regarding the strengths and weakness of the institution in terms its canteen and toilet facility is shown in the following table and figure.

Table 18

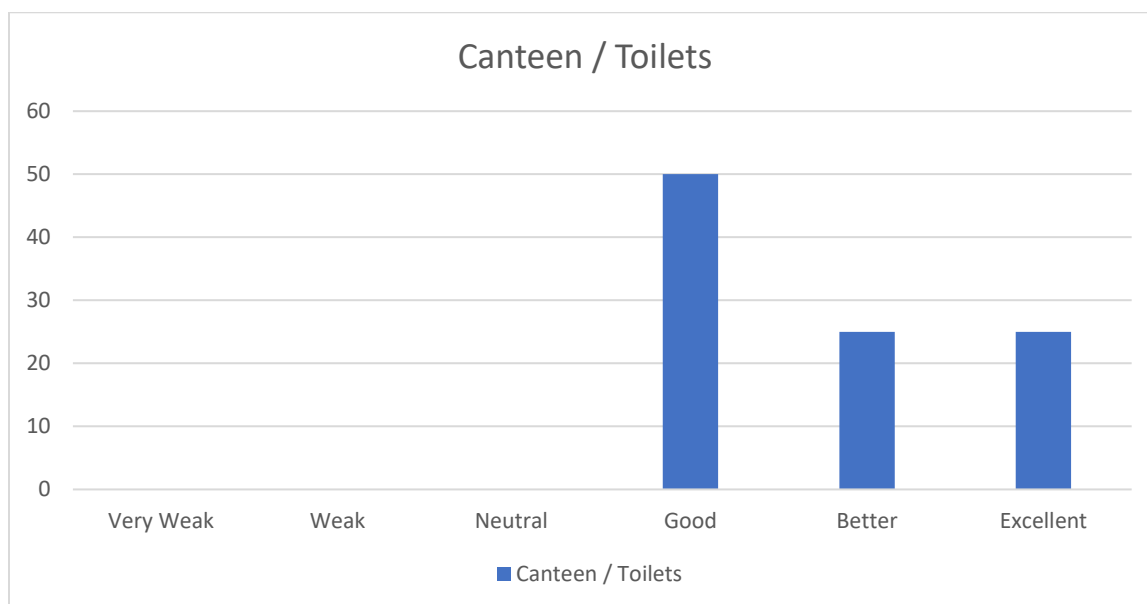
Canteen /Toilet Facilities etc.

Response	Frequency	Percent
Very Weak	-	-
Weak	-	-
Neutral	-	-
Good	2	50.0
Better	1	25.0
Excellent	1	25.0
Total	4	100.0

Source: Tracer Study Survey, 2025

Figure 17

Canteen /Toilet Facilities



The respondent's other suggestion includes:

- Learning should be related to the needs and requirements of graduates.
- Teacher should be accountable towards the students and their subjects.
- There should be the connection between academic and industrial requirements.
- The college must introduce short term labor market driven courses.
- Focus should be provided to skilled based education.
- Technical and practical education should be introduced.
- Campus should use information technology as more as possible.
- Campus should play important role for employment to their graduates.

CHAPTER: THREE

MAJOR FINDINGS

3. Major Findings

The institution (JPMC) has taken the graduates of 2023 for this Tracer Study. The total number of the graduates in 2023 from Janaprakash Multiple Campus were 7 from management faculty but only 4 graduates were traced in this report due to the connection of student. Out of them 1 was male and 3 were female. 3 graduates belonged to educationally disadvantaged groups and 1 graduate belonged to brahmin.

This Tracer Study report was based on the graduates of 2023 only. The overall objectives of the study were to find out the employment status and relevancy of the programs in connection with job requirements. It also aimed at finding out the response of graduates on institutional facilities and future improvements. The study has pointed out following findings:

Major findings relating to the Profile of the graduates:

- The total numbers of respondents were 4. Out of them 1 was male and 3 were female which shows that the of the percentage of female graduates were more than male graduates.
- Among them 3 were educationally disadvantage group and 1 belonged to others. Which means majority of graduates were from EDJ.
- Out of them 75 % of its graduates were from Kaski only 25 % graduates were from were another district i.e. Baglung.
- All of the graduates were between ages of 23 to 26 years i.e., 50 % of graduate were 23 years and 50 % were age of 26 years.
- 100 % of graduates were from bachelor level BBS under management faculty.

Major findings relating with Employment and Further Studies situation of Graduates:

- All of the graduates were unemployed. Either they are searching job or planning for further study in the nation or abroad.
- None of the graduates were continuing their further studying.

Major findings relating with issues of the quality and relevance of the program and facilities:

- Majority of the traced graduates were satisfied with their graduation. The perception of graduates' relevance of program to job requirement are 25 % good and 75 % better.
- 100 % of graduates were satisfied with extra- curricular activities. The detail of response of graduates towards extra- curricular activities were 25 % good and 75 % better.
- All of the graduates were satisfied with problem solving ability. The detail response of graduates towards problem solving ability were 25 % good and 75 % better.
- Majority of the graduates were satisfied with internship / work placement. The detail response of graduates towards internship / work-placement were 25 % neutral and 75 % better.
- All of the graduates were satisfied with teaching learning environment i.e., 25 % of the respondent replied better and 75 %. replied excellent.
- The IT skill delivered by JPMC was at satisfactory. The detail response of graduates towards IT skill were 25 % good, 50 % better and 25% excellent.
- The relationship between teachers and students at JPMC was excellent. The detail of graduates towards teacher student relationship was 25 % better and 75 % excellent.
- The library facility of Janaprakash Multiple Campus was satisfactory. The detail of respondent towards library facility were 25 % good, 25 % better and 50 % excellent.
- The graduates are not satisfied with lab facility of JPMC. The detail of respondents towards lab facility were 25 % neutral, 50 % good and 25 % better.
- The canteen and toilet facilities etc. at JPMC was very good. The response of graduates towards canteen and toilet facilities etc. were 50% good, 25 % better and 25 % excellent.

CHAPTER: IV

IMPLICATIONS TO INSTITUTIONAL REFORM

Tracer study of the graduates provides realistic position and perceptions of graduates towards program and facilities provided by the institution. It also provides information to program administrators and employees concerning ways to improve their services and it can aid policy makers in determining basic changes in programs structure or funding and finally it can be used as an important tool for planning and decision-making process of the campus. Following are some implications to institutional reform based on the findings of the study.

- Analysis shows that the programs launch by the campus was at satisfactory and most of the graduates are unemployed either their personal interest or lack of opportunities in job market. Therefore, campus has to work hard to entirely fit the labor market requirements in the major area of graduate competencies, personal skills and personal attributes.
- Campus should launch various types of labor market driven programs like; hotel management, tourism and transportation management, agriculture and short-term courses such as accounting training, banking etc. and introduction and interaction with expert about the current and emerging issues of the country.
- The campus should conduct extra-curricular activities on regular basis.
- Campus should build up advance library with internet excess. Books in library should be increased and create the environment of reader friendly.
- Assignment and report presentation on specific topic should be conducted on regular basis to develop the skill and habit of learning and report writing.
- Campus should extend the other bachelor level programs in day shift also and launch master program for convenient of students.
- Campus should maintain the procurement of internship and job placement to different institutions for their regular students and graduates.
- Campus should improve infrastructure and other facilities like: library, lab, rest rooms, drinking water, sports, canteen etc.

CHAPTER: FIVE

CONCLUSION AND RECOMMENDATION

5.1 Conclusion

From the above findings, a number of conclusions can be drawn about the employment opportunities from our graduates who are currently in the field and the relevancy of the college programs, teaching learning environment, teacher student relationship, extracurricular activities, library/lab facilities etc. Following are the major conclusions which respond to the research objectives that were set out for this study.

Majority of the graduates of 2023 of JPMC were permanent residency of Kaski district. The percentage of higher education of female graduate is higher than male graduate. Majority of graduates were from Educationally Disadvantage Janajati. All of the graduates were between ages of 23 to 26 years.

None of the graduates were employed either the lack of opportunities or planning for further study. It seems that students have not seen their future in Nepalese labor market.

Majority of graduates were satisfied with their graduation. Most of graduates were satisfied with quality and services provided by JPMC i.e., extra- curricular activities, problem solving ability, internship / work-placement, teaching learning environment, IT skill, teacher student relationship, library facility, canteen and toilet facility but some of them were unsatisfied with lab facility.

5.2 Recommendations

The Tracer Study Team conducted the Tracer study of graduates of 2023. The study was conducted within a short period of time. The study was focused on students' personal details, graduates' employability, job satisfaction, and the effectiveness of college programs, courses, and facilities provided by the institutions like; library and lab, canteen, toilet etc. Study also focuses further study situation and feedbacks. Based on the conclusions of this Tracer Study report, following recommendations are suggested:

- The campus should encourage students to study for increment of graduate rate.
- Campus should launch various types of extra courses such as: accounting training, banking courses, research skill development programs to build confidence and competences of graduates.

- Campus should add various academic programs to increase the graduate rate.
- Campus should improve their infrastructure facilities like: drinking water, rest room, lab, library, canteen etc.
- Campus should conduct extra-curricular activities like sports and contests on regular basis.
- The campus should establish council to establish relationship among parent, teacher, and students.
- UGC should revised Tracer Study form/questionnaire to incorporate more information related to unemployed and the studying ones.

Annex: 1

Janaprakash Multiple Campus

Tracer Study Team:

Arjun ojha : Coordinator

Binod Raj Poudel : Member

Gopi Raj Adhikari : Member

Rishi Ram Budhathoki : Advisor (Campus Chief)

Annex: 2

Name list of traced graduates in 2023

Status: M= Male, F= Female, EDJ=educationally disadvantage janajati, D= Dalit

S.n	Name	Gender		Edj	Dalit	Madhesi	Others	Total passed	Remarks
		Male	Female						
1	Bibek Khadka	√					√		
2	Roshani Ale		√	√					
3	Samikshya Maya Rana Magar		√	√					
4	Sujana Pun		√	√					
Total		1	3	3	0	0	1	4	

Annex: 3

List of EDJ and Dalit graduates of 2023

S.n	Name	Address	Contact no	Sex	Status	Remarks
1	Roshani Ale	Rupa-6, Kaski	9815180627	F	EDJ	
2	Samikshya Maya Rana Magar	Pokhara-32, Kaski	9806157848	F	EDJ	
3	Sujana pun	Jaimini-3, Baglung	9816157219	F	EDJ	

Annex: 4
Transcripts of graduates of 2023

Annex: 5
Appointment letters of Graduates

Most of the graduates were unemployed. The employed graduates do not want to provide appointment letter.

Annex: 6

Sample of tracer questionnaire

TRACER STUDY QUESTIONNAIRE

Dear Graduate,

This institution is establishing a system of tracing its graduates and getting feedback regarding the type of work, further study or other activity you are/were involved in since you completed your study from the institution. The information provided will assist the institution in planning future educational needs. Results of this tracer study will only be presented in summary form and individual responses will be kept **strictly confidential**. We would, therefore, highly appreciate it if you could complete the following questionnaire and return it to us, at your earliest convenience.

Thank you for your kind cooperation and support

1. PERSONAL DETAILS/ INFORMATION:

(Given Name) (Middle Name) (Surname/Family Name)

Name:

Present Address: Province: District:

Municipality/Sub-Metropolitan/Metropolitan City:

Ward No. Tole.

Permanent Address: : Province: District:

Municipality/Sub-Metropolitan/Metropolitan City:

Ward No. Tole.

Gender: Male ☐ Female ☐ Others ☐

Date of Birth: / / AD: / / (Date Format: DD/Month/Year)

Admission Year: / / Graduation Year: / /

Program Completed: Bachelors ☐ Masters ☐

Education ☐ Humanities & Social Science ☐ Management ☐ Science & Technology ☐

Forestry ☐ Law ☐ Engineering ☐ Medicine ☐ Agri & Vetinary Sci. ☐

Phone No: (Mobile / Residence / Office) / /

Email ID: /

2. EMPLOYMENT DETAILS/ INFORMATION:

2.1 Current Employment Status:

☐ Service in an organization ☐ Self Employed ☐ Unemployed

2.2 Employer's Details (*your current organization*):

2.2.1 Name of the Organization:

2.2.2 Address: :

2.2.3 Phone Number : : Email:

2.2.4 Type of Organization: Government ☐ Private ☐ NGO/INGO ☐ Other: ☐

2.2.5 Appointment Post/ Designation: Job started Year:

2.2.6 Employment Type: Permanent ☐ Temporary ☐ Contract ☐ Daily Wages ☐

2.2.7 In the case of **Self Employment**

Employment Type: Industry ☐ Commerce/ Trade ☐ Service ☐ Others ☐

Started Date:

2.3 In the case of **Un-employment**

No opportunity of Employment ☐ Unable to receive Professional Council License ☐ Further Study ☐

Attending Vocational Training ☐ Others (If any):

3. On the basis of following activities, please evaluate the academic program of the Institutions?

(Give number from the range 0-5) Excellent = 5 Very Weak = 0

SN	Particulars	Please tick under the number which best suits your answer					
		0	1	2	3	4	5
1	Relevance of the program to your professional (job) requirements						
2	Extracurricular activities						
3	Problem solving ability						
4	Internship / Work Placement						
5	Teaching / Learning environment						
6	IT Skill						
7	Teacher Student relationship						
8	Library facility						
9	Lab facility						
10	Canteen / Toilets etc						
11	Any Others (please specify)					

3. IF PURSUING FURTHER STUDY:

Enrolment Year: (Year/Month)

Program: Level:

Campus/University:

Address:

D. Please provide your suggestions/recommendations for the betterment of your institution:

.....

.....

.....

E. What contribution/s you can provide to the institution for its betterment?

.....

.....

.....

.....
Signature of the graduate

Date:...../...../.....

G. TO BE FILLED BY THE CAMPUS (Please fill all the given information):

Academic Program of the Graduate:

Program Completed: Level:

Passed Year (*Passed year in transcript*): Percentage / Grade:

Registration Number: Campus Roll No:

Verified by:

Name: Designation:

H. Approved by Leader:

Name: Designation:

Mobile No. Email:

Signature:

Campus Stamp:

